



OAK HALL SCHOOL

2024-2025

Suggested Review Exercises
for students entering

Geometry



*A message from the
Math Department*

Mathematics is a subject that is cumulative in nature as it constructs new knowledge from foundational prior knowledge. Therefore, as it is imperative to our students' success, we require them to have mastered certain skills and concepts before entering a new math course.

Each course in the math department has provided suggested exercises for incoming students as a resource for them to review the required prerequisites that are critical to their success in the course. While we will not be requiring students to complete these exercises as a formal assignment to be turned in, we have the highest expectations of our students as self-aware, proactive learners. Each student is responsible for gauging which prerequisites they need to reinforce and how much studying they need to do for them to start the new school year feeling confident, prepared, and accomplished.

We recommend that our students begin this process mid to late summer in order for everything to be fresh in their minds but also to give them time to recover from the school year they just completed. Rest is not an indulgence; it is a human necessity. We hope everyone has a safe, fun, and restful summer and we look forward to having another great school year when we come back in August!

Name: _____ Date: _____

Geometry Summer Packet

Complete each statement.

1. $190,000 \text{ cm}^3 = \blacksquare \text{ m}^3$ (1 m = 100 cm)

2. $0.77 \text{ m} = \blacksquare \text{ cm}$ (1 m = 100 cm)

3. $4087 \text{ mL} = \blacksquare \text{ L}$ (1 L = 100 mL)

4. $9 \text{ ft} = \blacksquare \text{ in.}$ (1 ft = 12 in.)

5. $468 \text{ in.}^2 = \blacksquare \text{ ft}^2$ (1 ft = 12 in.)

6. $7 \text{ ft}^3 = \blacksquare \text{ in.}^3$ (1 ft = 12 in.)

7. $0.44 \text{ km}^2 = \blacksquare \text{ m}^2$ (1 km = 1000 m)

Simplify.

8. $(-7.8)^2$

9. $\left(\frac{10}{13}\right)^2$

10. 10^2

11. $(-18)^2$

12. $\sqrt{\frac{169}{196}}$

13. $\sqrt{81}$

Name: _____

Solve. Round to the nearest tenth if necessary.

14. $11^2 + c^2 = 15^2$

15. $x^2 = 41$

16. $\sqrt{79}$

Evaluate the expression for $x = 2$ and $y = -4$.

17. $(-x - y)^2$

18. $5xy$

19. $\frac{x^2 - y}{x + 5y - 1}$

20. $-3x + 2y$

21. Evaluate the expression for $x = -2$
 $2x^2 - 3$

Simplify the expression.

22. $(3m + 8)^2$

23. $-4x - 6x - 1 - 5$

24. $(2x + 2)(4x + 3)$

Express each ratio in simplest form.

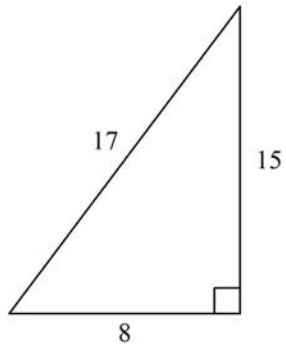
25. $\frac{4w^2}{22w}$

26. $\frac{a + b}{4a + 4b}$

27. $60x^2 : 15x$

Name: _____

28. shorter leg : hypotenuse



Drawing not to scale

Simplify each expression.

29. $-3|9 + 3|$

30. $|-20 - 11|$

31. $|6| - |-11|$

Solve the equation.

32. $|x| + 1 = 9$

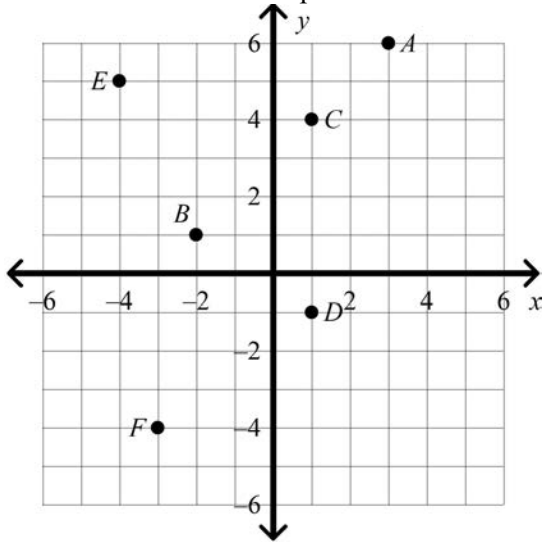
33. $|x| - 10 = 17$

34. $|x| + 15 = 21$

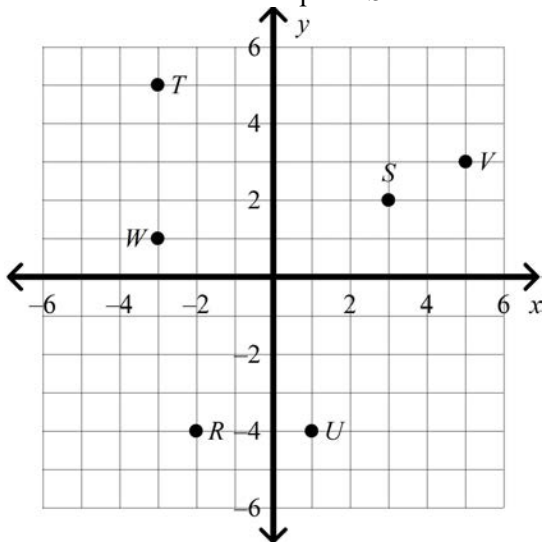
35. $|x| = 41$

Name: _____

36. Name the coordinates of point E .



37. Name the coordinates of point S .



38. Graph point $A(3, 7)$.

39. Graph point $A(-7, -1)$.

40. In which quadrant or on which axis would you find the point $A(9, 1)$?

41. In which quadrant or on which axis would you find the point $B(10, -4)$?

42. In which quadrant or on which axis would you find the point $B(0, -8)$?

Name: _____

Solve the equation.

43. $6(y + 6) = 90$

44. $\frac{2p}{3} - 15 = -19$

45. $56 - 13 + 5g = 78$

46. $16m = 272$

47. $-2(q + 8) = -10q$

48. $7x - 7 = 3x + 9$

49. $t - 115 = 10$

50. Twice a number plus 18 is -16 . What is the number?

51. The area of a rectangle is 3200 cm^2 . If the length is twice as long as the width, what is the length of the rectangle?

Write the percent as a decimal.

52. 73.1%

53. 29%

54. 55%

Simplify.

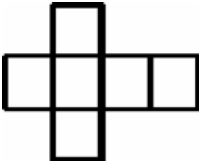
55. 32% of 214

56. What is 24% of 76? Estimate the answer.

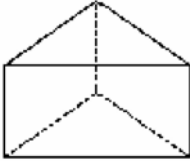
57. What is 67% of 20? Estimate the answer.

Name: _____


58. Which three-dimensional figure matches this net?



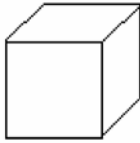
A.



C.



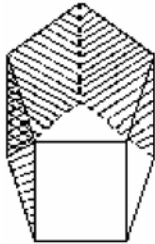
B.



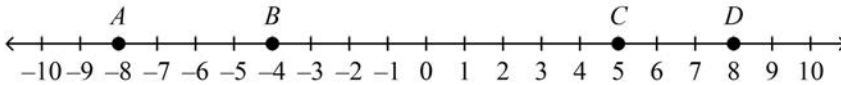
D.



59. What is a net for the figure below?



60. What is the length of \overline{AC} ?



61. If $EF = 6$ and $EG = 21$, find the value of FG . The drawing is not to scale.



62. If $EF = 4x + 15$, $FG = 39$, and $EG = 110$, find the value of x . The drawing is not to scale.



63. If $EF = 2x - 12$, $FG = 3x - 15$, and $EG = 23$, find the values of x , EF , and FG . The drawing is not to scale.

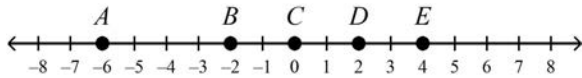


Name: _____

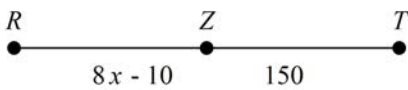
64. If $EG = 25$, and point F is $\frac{2}{5}$ of the way between E and G , find the value FG .
The drawing is not to scale.



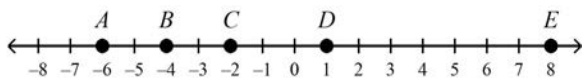
65. What segment is congruent to \overline{AC} ?



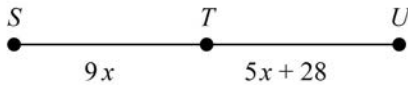
66. If Z is the midpoint of \overline{RT} , what are x , RZ , and RT ?



67. Which point is the midpoint of \overline{AE} ? (midpoint = middle point)



68. If T is the midpoint of \overline{SU} , what are ST , TU , and SU ? (midpoint = middle point)



69. Which angle is a right angle?

A.



B.



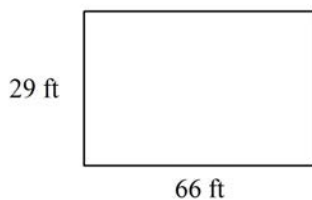
C.



D.

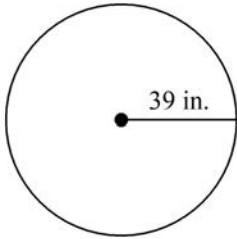


70. Find the perimeter of the rectangle. The drawing is not to scale.

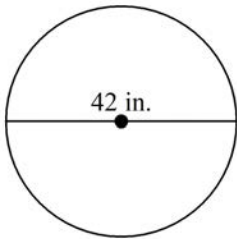


Name: _____

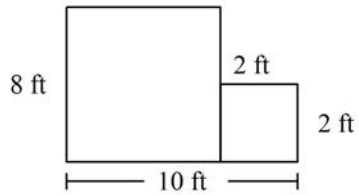
71. Find the circumference of the circle in terms of π .



72. Find the area of the circle in terms of π .



73. The figure is formed from rectangles. Find the total area. The diagram is not to scale.



Geometry Summer Packet Answer Section

1. ANS:
0.19
- PTS: 1 DIF: L1 REF: 0-3 Measurement Conversions
OBJ: Measurement Conversions TOP: Skills Handbook: Measurement Conversions
KEY: metric units | conversion | measurement
2. ANS:
77
- PTS: 1 DIF: L1 REF: 0-3 Measurement Conversions
OBJ: Measurement Conversions TOP: Skills Handbook: Measurement Conversions
KEY: metric units | length | conversion | measurement
3. ANS:
4.087
- PTS: 1 DIF: L1 REF: 0-3 Measurement Conversions
OBJ: Measurement Conversions TOP: Skills Handbook: Measurement Conversions
KEY: metric units | capacity | conversion | measurement
4. ANS:
108
- PTS: 1 DIF: L1 REF: 0-3 Measurement Conversions
OBJ: Measurement Conversions TOP: Skills Handbook: Measurement Conversions
KEY: measurement | conversion | length | customary units
5. ANS:
 $3\frac{1}{4}$
- PTS: 1 DIF: L2 REF: 0-3 Measurement Conversions
OBJ: Measurement Conversions TOP: Skills Handbook: Measurement Conversions
KEY: measurement | conversion | customary units
6. ANS:
12,096
- PTS: 1 DIF: L2 REF: 0-3 Measurement Conversions
OBJ: Measurement Conversions TOP: Skills Handbook: Measurement Conversions
KEY: measurement | conversion | customary units
7. ANS:
440,000
- PTS: 1 DIF: L2 REF: 0-3 Measurement Conversions
OBJ: Measurement Conversions TOP: Skills Handbook: Measurement Conversions
KEY: metric units | conversion | measurement

8. ANS:
60.84

PTS: 1 DIF: L2 REF: 0-6 Squaring Numbers and Finding Square Roots
OBJ: Squaring Numbers and Finding Square Roots
TOP: Skills Handbook: Squaring Numbers and Finding Square Roots
KEY: squaring numbers | negative numbers | real numbers

9. ANS:
 $\frac{100}{169}$

PTS: 1 DIF: L2 REF: 0-6 Squaring Numbers and Finding Square Roots
OBJ: Squaring Numbers and Finding Square Roots
TOP: Skills Handbook: Squaring Numbers and Finding Square Roots
KEY: squaring numbers | rational numbers

10. ANS:
100

PTS: 1 DIF: L1 REF: 0-6 Squaring Numbers and Finding Square Roots
OBJ: Squaring Numbers and Finding Square Roots
TOP: Skills Handbook: Squaring Numbers and Finding Square Roots
KEY: squaring numbers | positive numbers

11. ANS:
324

PTS: 1 DIF: L2 REF: 0-6 Squaring Numbers and Finding Square Roots
OBJ: Squaring Numbers and Finding Square Roots
TOP: Skills Handbook: Squaring Numbers and Finding Square Roots
KEY: squaring numbers | negative numbers

12. ANS:
 $\frac{13}{14}$

PTS: 1 DIF: L2 REF: 0-6 Squaring Numbers and Finding Square Roots
OBJ: Squaring Numbers and Finding Square Roots
TOP: Skills Handbook: Squaring Numbers and Finding Square Roots
KEY: square root | rational numbers

13. ANS:
9

PTS: 1 DIF: L1 REF: 0-6 Squaring Numbers and Finding Square Roots
OBJ: Squaring Numbers and Finding Square Roots
TOP: Skills Handbook: Squaring Numbers and Finding Square Roots
KEY: square root | rational numbers

14. ANS:
 ± 10.2
- PTS: 1 DIF: L2 REF: 0-6 Squaring Numbers and Finding Square Roots
OBJ: Squaring Numbers and Finding Square Roots
TOP: Skills Handbook: Squaring Numbers and Finding Square Roots
KEY: square root | equation
15. ANS:
 ± 6.4
- PTS: 1 DIF: L2 REF: 0-6 Squaring Numbers and Finding Square Roots
OBJ: Squaring Numbers and Finding Square Roots
TOP: Skills Handbook: Squaring Numbers and Finding Square Roots
KEY: square root | equation
16. ANS:
8.9
- PTS: 1 DIF: L2 REF: 0-6 Squaring Numbers and Finding Square Roots
OBJ: Squaring Numbers and Finding Square Roots
TOP: Skills Handbook: Squaring Numbers and Finding Square Roots
KEY: square root
17. ANS:
4
- PTS: 1 DIF: L2 REF: 0-7 Evaluating and Simplifying Expressions
OBJ: Evaluating and Simplifying Expressions
TOP: Skills Handbook: Evaluating and Simplifying Expressions
KEY: evaluating expressions
18. ANS:
-40
- PTS: 1 DIF: L1 REF: 0-7 Evaluating and Simplifying Expressions
OBJ: Evaluating and Simplifying Expressions
TOP: Skills Handbook: Evaluating and Simplifying Expressions
KEY: evaluating expressions
19. ANS:
 $\frac{8}{19}$
- PTS: 1 DIF: L3 REF: 0-7 Evaluating and Simplifying Expressions
OBJ: Evaluating and Simplifying Expressions
TOP: Skills Handbook: Evaluating and Simplifying Expressions
KEY: evaluating expressions

20. ANS:
-14
- PTS: 1 DIF: L2 REF: 0-7 Evaluating and Simplifying Expressions
OBJ: Evaluating and Simplifying Expressions
TOP: Skills Handbook: Evaluating and Simplifying Expressions
KEY: evaluating expressions
21. ANS:
5
- PTS: 1 DIF: L2 REF: 0-7 Evaluating and Simplifying Expressions
OBJ: Evaluating and Simplifying Expressions
TOP: Skills Handbook: Evaluating and Simplifying Expressions
KEY: evaluating expressions
22. ANS:
 $9m^2 + 48m + 64$
- PTS: 1 DIF: L2 REF: 0-7 Evaluating and Simplifying Expressions
OBJ: Evaluating and Simplifying Expressions
TOP: Skills Handbook: Evaluating and Simplifying Expressions
KEY: polynomial | square of a binomial | expression | simplify
23. ANS:
 $-10x - 6$
- PTS: 1 DIF: L1 REF: 0-7 Evaluating and Simplifying Expressions
OBJ: Evaluating and Simplifying Expressions
TOP: Skills Handbook: Evaluating and Simplifying Expressions
KEY: monomial | polynomial | expression | simplify
24. ANS:
 $8x^2 + 14x + 6$
- PTS: 1 DIF: L2 REF: 0-7 Evaluating and Simplifying Expressions
OBJ: Evaluating and Simplifying Expressions
TOP: Skills Handbook: Evaluating and Simplifying Expressions
KEY: polynomial | expression | simplify
25. ANS:
 $\frac{2w}{11}$
- PTS: 1 DIF: L1 REF: 0-8 Simplifying Ratios
OBJ: Simplifying Ratios TOP: Skills Handbook: Simplifying Ratios
KEY: ratios | simplify

26. ANS:

$$\frac{1}{4}$$

PTS: 1 DIF: L2

OBJ: Simplifying Ratios

KEY: ratios | simplify

REF: 0-8 Simplifying Ratios

TOP: Skills Handbook: Simplifying Ratios

27. ANS:

$$4x : 1$$

PTS: 1 DIF: L2

OBJ: Simplifying Ratios

KEY: ratios | simplify

REF: 0-8 Simplifying Ratios

TOP: Skills Handbook: Simplifying Ratios

28. ANS:

$$\frac{8}{17}$$

PTS: 1 DIF: L3

OBJ: Simplifying Ratios

KEY: ratios | simplify

REF: 0-8 Simplifying Ratios

TOP: Skills Handbook: Simplifying Ratios

29. ANS:

$$-36$$

PTS: 1 DIF: L2

OBJ: Absolute Value

KEY: absolute value

REF: 0-9 Absolute Value

TOP: Skills Handbook: Absolute Value

30. ANS:

$$31$$

PTS: 1 DIF: L1

OBJ: Absolute Value

KEY: absolute value

REF: 0-9 Absolute Value

TOP: Skills Handbook: Absolute Value

31. ANS:

$$-5$$

PTS: 1 DIF: L1

OBJ: Absolute Value

KEY: absolute value

REF: 0-9 Absolute Value

TOP: Skills Handbook: Absolute Value

32. ANS:

$$\pm 8$$

PTS: 1 DIF: L3

OBJ: Absolute Value

KEY: absolute value | absolute value equation

REF: 0-9 Absolute Value

TOP: Skills Handbook: Absolute Value

33. ANS:
±27

PTS: 1 DIF: L3 REF: 0-9 Absolute Value
OBJ: Absolute Value TOP: Skills Handbook: Absolute Value
KEY: absolute value | absolute value equation

34. ANS:
±6

PTS: 1 DIF: L3 REF: 0-9 Absolute Value
OBJ: Absolute Value TOP: Skills Handbook: Absolute Value
KEY: absolute value | absolute value equation

35. ANS:
±41

PTS: 1 DIF: L1 REF: 0-9 Absolute Value
OBJ: Absolute Value TOP: Skills Handbook: Absolute Value
KEY: absolute value | absolute value equation

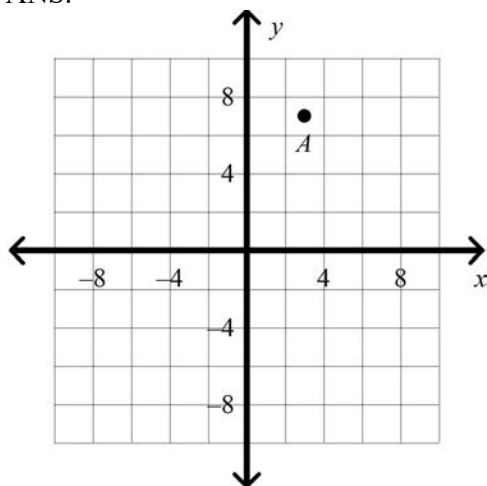
36. ANS:
(-4, 5)

PTS: 1 DIF: L1 REF: 0-10 The Coordinate Plane
OBJ: The Coordinate Plane TOP: Skills Handbook: The Coordinate Plane
KEY: ordered pair | coordinate plane

37. ANS:
(3, 2)

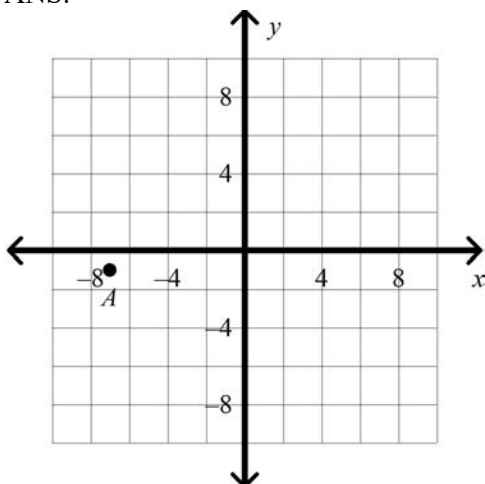
PTS: 1 DIF: L1 REF: 0-10 The Coordinate Plane
OBJ: The Coordinate Plane TOP: Skills Handbook: The Coordinate Plane
KEY: ordered pair | coordinate plane

38. ANS:



PTS: 1 DIF: L1 REF: 0-10 The Coordinate Plane
OBJ: The Coordinate Plane TOP: Skills Handbook: The Coordinate Plane
KEY: ordered pair | coordinate plane

39. ANS:



PTS: 1 DIF: L1
 OBJ: The Coordinate Plane
 KEY: ordered pair | coordinate plane

REF: 0-10 The Coordinate Plane
 TOP: Skills Handbook: The Coordinate Plane

40. ANS:
 Quadrant I

PTS: 1 DIF: L1
 OBJ: The Coordinate Plane
 KEY: ordered pair | coordinate plane

REF: 0-10 The Coordinate Plane
 TOP: Skills Handbook: The Coordinate Plane

41. ANS:
 Quadrant IV

PTS: 1 DIF: L1
 OBJ: The Coordinate Plane
 KEY: ordered pair | coordinate plane

REF: 0-10 The Coordinate Plane
 TOP: Skills Handbook: The Coordinate Plane

42. ANS:
 y-axis

PTS: 1 DIF: L1
 OBJ: The Coordinate Plane
 KEY: ordered pair | coordinate plane

REF: 0-10 The Coordinate Plane
 TOP: Skills Handbook: The Coordinate Plane

43. ANS:
 9

PTS: 1 DIF: L2 REF: 0-11 Solving and Writing Linear Equations
 OBJ: Solving and Writing Linear Equations
 TOP: Skills Handbook: Solving and Writing Linear Equations KEY: solving linear equations

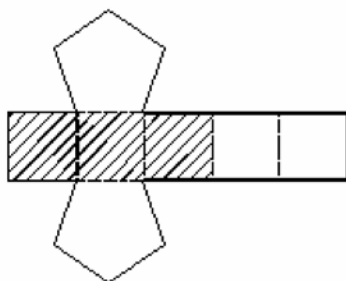
44. ANS:
 -6

PTS: 1 DIF: L2 REF: 0-11 Solving and Writing Linear Equations
 OBJ: Solving and Writing Linear Equations
 TOP: Skills Handbook: Solving and Writing Linear Equations KEY: solving linear equations

45. ANS:
7
- PTS: 1 DIF: L2 REF: 0-11 Solving and Writing Linear Equations
OBJ: Solving and Writing Linear Equations
TOP: Skills Handbook: Solving and Writing Linear Equations KEY: solving linear equations
46. ANS:
17
- PTS: 1 DIF: L1 REF: 0-11 Solving and Writing Linear Equations
OBJ: Solving and Writing Linear Equations
TOP: Skills Handbook: Solving and Writing Linear Equations KEY: solving linear equations
47. ANS:
2
- PTS: 1 DIF: L3 REF: 0-11 Solving and Writing Linear Equations
OBJ: Solving and Writing Linear Equations
TOP: Skills Handbook: Solving and Writing Linear Equations KEY: solving linear equations
48. ANS:
4
- PTS: 1 DIF: L3 REF: 0-11 Solving and Writing Linear Equations
OBJ: Solving and Writing Linear Equations
TOP: Skills Handbook: Solving and Writing Linear Equations KEY: solving linear equations
49. ANS:
125
- PTS: 1 DIF: L1 REF: 0-11 Solving and Writing Linear Equations
OBJ: Solving and Writing Linear Equations
TOP: Skills Handbook: Solving and Writing Linear Equations KEY: solving linear equations
50. ANS:
-17
- PTS: 1 DIF: L1 REF: 0-11 Solving and Writing Linear Equations
OBJ: Solving and Writing Linear Equations
TOP: Skills Handbook: Solving and Writing Linear Equations
KEY: solving linear equations | writing linear equations | word problem
51. ANS:
80
- PTS: 1 DIF: L3 REF: 0-11 Solving and Writing Linear Equations
OBJ: Solving and Writing Linear Equations
TOP: Skills Handbook: Solving and Writing Linear Equations
KEY: solving linear equations | writing linear equations | word problem

52. ANS:
0.731
- PTS: 1 DIF: L1 REF: 0-12 Percents
OBJ: Percents TOP: Skills Handbook: Percents KEY: percents | decimals
53. ANS:
0.29
- PTS: 1 DIF: L1 REF: 0-12 Percents
OBJ: Percents TOP: Skills Handbook: Percents KEY: percents | decimals
54. ANS:
0.55
- PTS: 1 DIF: L1 REF: 0-12 Percents
OBJ: Percents TOP: Skills Handbook: Percents KEY: percents | decimals
55. ANS:
68.48
- PTS: 1 DIF: L2 REF: 0-12 Percents
OBJ: Percents TOP: Skills Handbook: Percents KEY: percents
56. ANS:
about 19
- PTS: 1 DIF: L1 REF: 0-12 Percents
OBJ: Percents TOP: Skills Handbook: Percents KEY: percents | estimation
57. ANS:
about 13
- PTS: 1 DIF: L2 REF: 0-12 Percents
OBJ: Percents TOP: Skills Handbook: Percents KEY: percents | estimation
58. ANS: B PTS: 1 DIF: L2
REF: 1-1 Nets and Drawings for Visualizing Geometry
OBJ: 1-1.1 To make nets and drawings of three-dimensional figures
NAT: CC G.CO.1|G.1.d|G.1.e|G.3.b TOP: 1-1 Problem 1 Identifying a Solid From a Net
KEY: net

59. ANS:



PTS: 1 DIF: L3 REF: 1-1 Nets and Drawings for Visualizing Geometry
 OBJ: 1-1.1 To make nets and drawings of three-dimensional figures
 NAT: CC G.CO.1|G.1.d|G.1.e|G.3.b TOP: 1-1 Problem 2 Drawing a Net From a Solid
 KEY: net

60. ANS:
13

PTS: 1 DIF: L2 REF: 1-3 Measuring Segments
 OBJ: 1-3.1 To find and compare lengths of segments NAT: CC G.CO.1|CC G.GPE.6|G.3.b
 TOP: 1-3 Problem 1 Measuring Segment Lengths KEY: coordinate | distance

61. ANS:
15

PTS: 1 DIF: L2 REF: 1-3 Measuring Segments
 OBJ: 1-3.1 To find and compare lengths of segments NAT: CC G.CO.1|CC G.GPE.6|G.3.b
 TOP: 1-3 Problem 2 Using the Segment Addition Postulate KEY: coordinate | distance

62. ANS:
 $x = 14$

PTS: 1 DIF: L3 REF: 1-3 Measuring Segments
 OBJ: 1-3.1 To find and compare lengths of segments NAT: CC G.CO.1|CC G.GPE.6|G.3.b
 TOP: 1-3 Problem 2 Using the Segment Addition Postulate KEY: coordinate | distance

63. ANS:
 $x = 10, EF = 8, FG = 15$

PTS: 1 DIF: L4 REF: 1-3 Measuring Segments
 OBJ: 1-3.1 To find and compare lengths of segments NAT: CC G.CO.1|CC G.GPE.6|G.3.b
 TOP: 1-3 Problem 2 Using the Segment Addition Postulate KEY: coordinate | distance

64. ANS:
15

PTS: 1 DIF: L4 REF: 1-3 Measuring Segments
 OBJ: 1-3.1 To find and compare lengths of segments NAT: CC G.CO.1|CC G.GPE.6|G.3.b
 TOP: 1-3 Problem 2 Using the Segment Addition Postulate
 KEY: coordinate | distance | partition segment in a given ratio

65. ANS:
BE
- PTS: 1 DIF: L3 REF: 1-3 Measuring Segments
 OBJ: 1-3.1 To find and compare lengths of segments NAT: CC G.CO.1| CC G.GPE.6| G.3.b
 TOP: 1-3 Problem 3 Comparing Segment Lengths KEY: congruent segments
66. ANS:
 $x = 20$, $RZ = 150$, and $RT = 300$
- PTS: 1 DIF: L3 REF: 1-3 Measuring Segments
 OBJ: 1-3.1 To find and compare lengths of segments NAT: CC G.CO.1| CC G.GPE.6| G.3.b
 TOP: 1-3 Problem 4 Using the Midpoint KEY: midpoint
67. ANS:
 D
- PTS: 1 DIF: L2 REF: 1-3 Measuring Segments
 OBJ: 1-3.1 To find and compare lengths of segments NAT: CC G.CO.1| CC G.GPE.6| G.3.b
 TOP: 1-3 Problem 4 Using the Midpoint KEY: midpoint
68. ANS:
 $ST = 63$, $TU = 63$, and $SU = 126$
- PTS: 1 DIF: L4 REF: 1-3 Measuring Segments
 OBJ: 1-3.1 To find and compare lengths of segments NAT: CC G.CO.1| CC G.GPE.6| G.3.b
 TOP: 1-3 Problem 4 Using the Midpoint KEY: midpoint
69. ANS: C PTS: 1 DIF: L2 REF: 1-4 Measuring Angles
 OBJ: 1-4.1 To find and compare the measures of angles NAT: CC G.CO.1| M.1.d| G.3.b
 TOP: 1-4 Problem 2 Measuring and Classifying Angles
 KEY: obtuse angle | straight angle | right angle | acute angle
70. ANS:
190 feet
- PTS: 1 DIF: L2 REF: 1-8 Perimeter, Circumference, and Area
 OBJ: 1-8.1 To find the perimeter or circumference of basic shapes
 NAT: CC N.Q.1| M.1.c| M.1.f| M.2.a| G.3.b| A.4.e
 TOP: 1-8 Problem 1 Finding the Perimeter of a Rectangle KEY: rectangle | perimeter
71. ANS:
 78π in.
- PTS: 1 DIF: L3 REF: 1-8 Perimeter, Circumference, and Area
 OBJ: 1-8.1 To find the perimeter or circumference of basic shapes
 NAT: CC N.Q.1| M.1.c| M.1.f| M.2.a| G.3.b| A.4.e
 TOP: 1-8 Problem 2 Finding Circumference KEY: circle | circumference

72. ANS:
 $441\pi \text{ in.}^2$

PTS: 1 DIF: L3 REF: 1-8 Perimeter, Circumference, and Area

OBJ: 1-8.2 To find the area of basic shapes

NAT: CC N.Q.1| M.1.c| M.1.f| M.2.a| G.3.b| A.4.e

TOP: 1-8 Problem 5 Finding Area of a Circle

KEY: area | circle

73. ANS:
 68 ft^2

PTS: 1 DIF: L2 REF: 1-8 Perimeter, Circumference, and Area

OBJ: 1-8.2 To find the area of basic shapes

NAT: CC N.Q.1| M.1.c| M.1.f| M.2.a| G.3.b| A.4.e

TOP: 1-8 Problem 6 Finding Area of an Irregular Shape

KEY: area | rectangle