

Student Name _____

7TH GRADE - SUMMER ENGLISH HW


DUE ON FRIDAY, AUGUST 23, 2024

Tangerine by Edward Bloor - ISBN #: 978-0152057800

Teacher Notes for Student Success:

Directions:

- 1) Read *Tangerine* by Edward Bloor.
- 2) Choose and complete **three** activities based upon your interests and understanding of the book. **The activities you choose must make a straight line across or down - three in a row like tic-tac-toe!**
- 3) Use the Tic-Tac-Toe Board sheet as your cover sheet when you submit the assignment in the fall. Circle your choices on the Tic-Tac-Toe Board each time.
- 4) Attach all three completed activities to the cover sheet to submit.

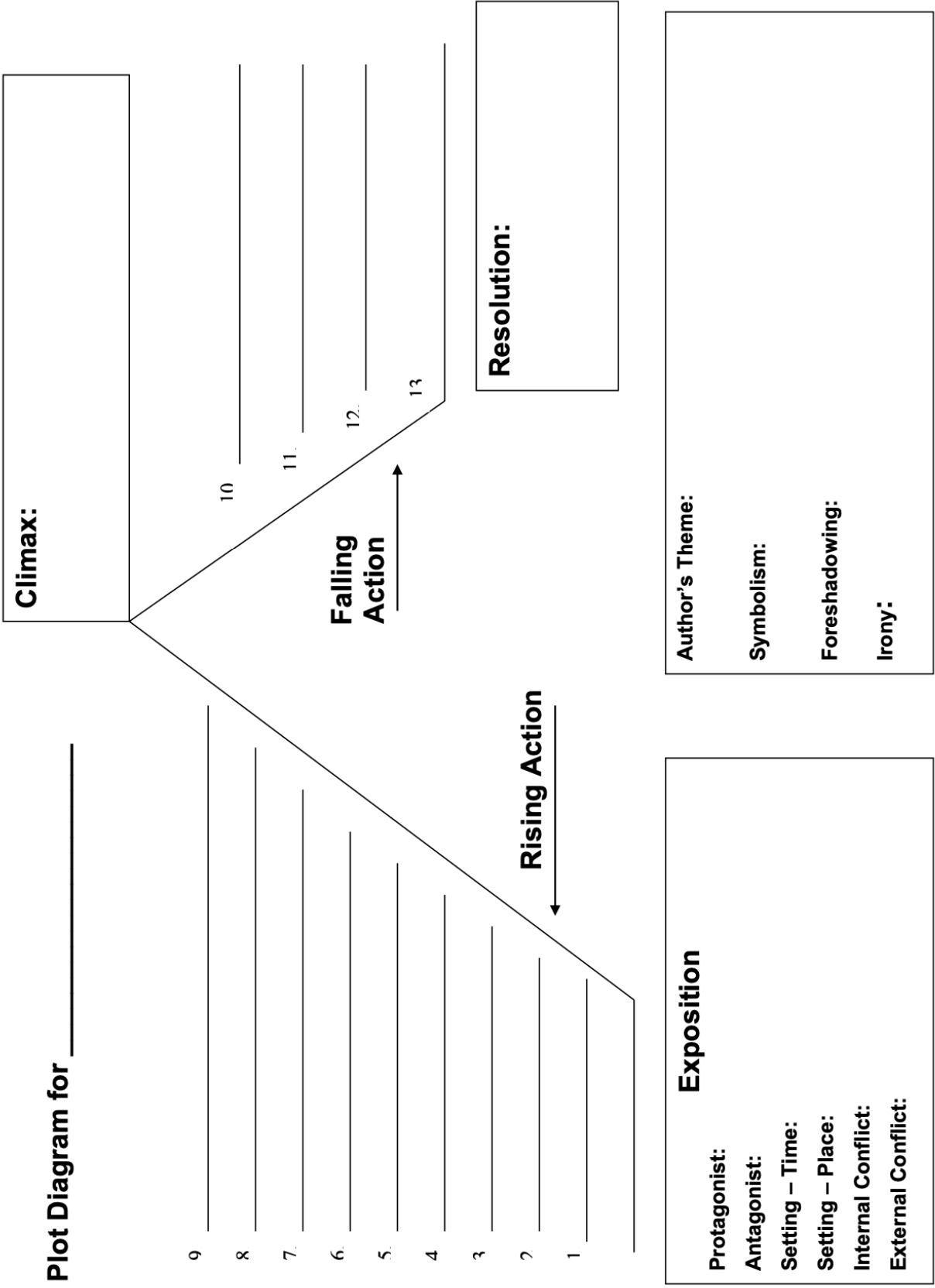


- 1) Some activities should be completed after you finish the book: Book Review, Character Silhouette, Comic Story Board. Others can (should) be done while you read: Plot Diagram, Venn Diagrams.
- 2) The additional attached pages are not required but may be useful resources for completing some of the activities below: Plot Diagram, Venn Diagram, Comic Story Board, Character Silhouette.
- 3) This is your chance to showcase yourself. Make a good first impression with this assignment by doing your best work and considering neatness, presentation, and the rules of grammar, capitalization, and spelling.
- 4) Students that read the novel early in the summer will want to reread or review closer to the start of the school year. In addition to summer homework, we will use the plot and characters of *Tangerine* for other assignments and a test. Students will need it fresh in mind.
- 5) All work must be completed by the student. Work should not be borrowed from a website.

Tic-Tac-Toe Board

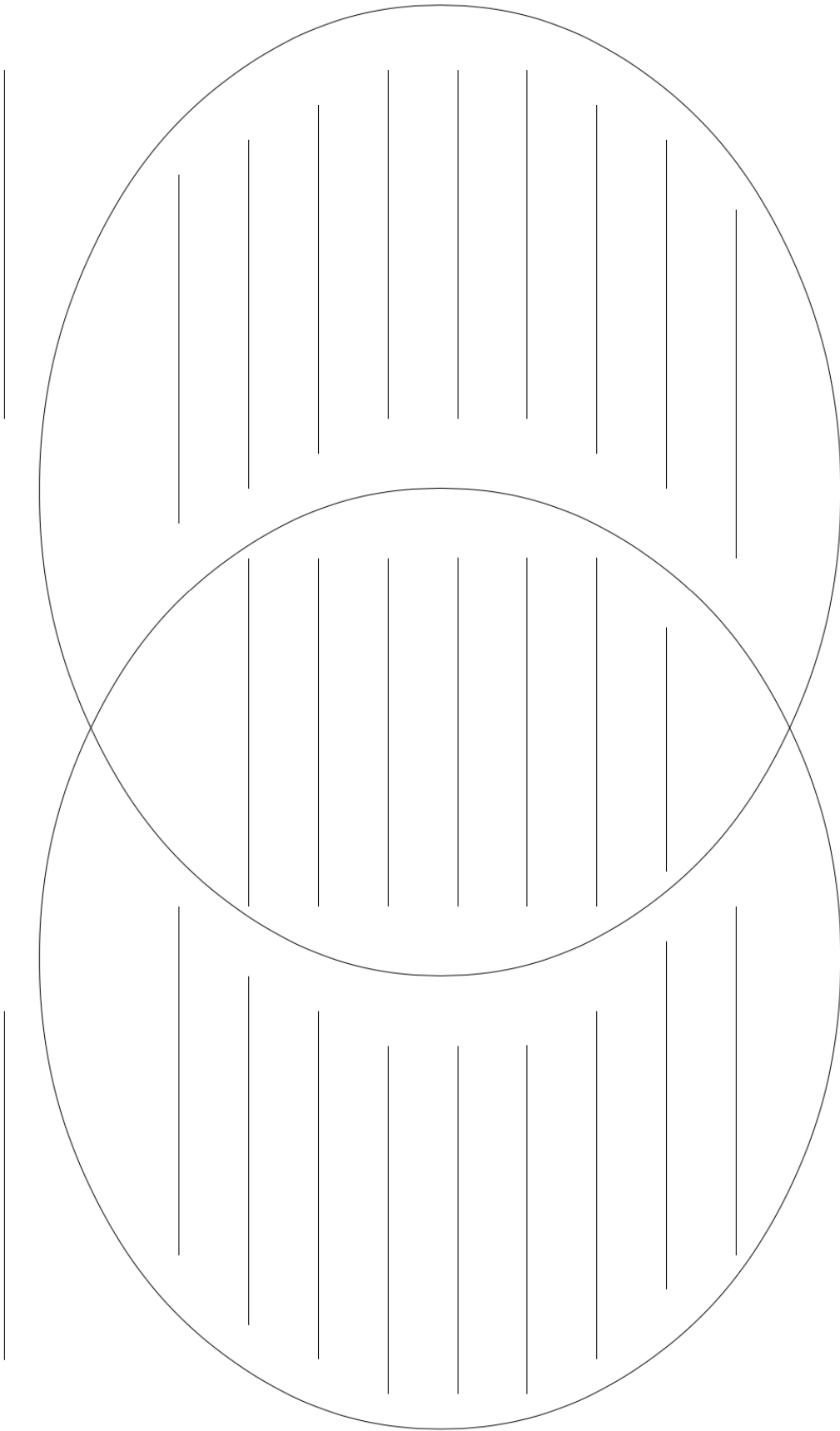
<p style="text-align: center;"><u>Book Review</u></p> <p>Write an on-line style book review with lots of spoilers. Include a detailed summary of the book, what you liked, what was disappointing or frustrating, and a star rating. This should be no less than one page typed.</p>	<p style="text-align: center;"><u>Character Comparison</u></p> <p>Complete a Venn Diagram to compare and contrast two minor characters of your choice (Joey vs. Tino, Mrs. Fisher vs. Mr. Fisher, Mike vs. Erik, etc.). You must have a minimum of 16 comparison points on the diagram. If you cannot find 16, choose different characters with more qualities to discuss.</p>	<p style="text-align: center;"><u>Map the Setting</u></p> <p>Draw a map of the setting including both schools, Paul' neighborhood, the lake, the grove, the fair, etc. It should be 100% accurate to the descriptions in the novel. This should be colorful and include a legend. This may be digital or hand-drawn, but it should showcase your best work.</p>
<p style="text-align: center;"><u>Interview a Character</u></p> <p>Write at least six interview questions specific to one character in the novel (things only that character may know). Then, write the answers to those questions the way that character would, in his/ her voice. These can be projections/ inferences based upon the text.</p>	<p style="text-align: center;"><u>Create a Brochure</u></p> <p>Promote the city of Tangerine, the carnival, Luis' company, or one of the schools from the novel by creating a company brochure. Your brochure should fold in three with six panels. The panels should include information accurate to the novel, customer testimonials, and high- quality photographs. You don't want to include "bad" qualities – only the good stuff!</p>	<p style="text-align: center;"><u>Plot Diagram</u></p> <p>Create a complete plot diagram of the novel including the exposition (setting and characters), narrative hook, type of conflict, important events in the rising action, climax, falling action, resolution, and theme. Irony and symbolism will earn bonus points, if accurate.</p>
<p style="text-align: center;"><u>Settings Comparison</u></p> <p>Complete a Venn Diagram to compare and contrast two settings of your choice. You must have a minimum of 16 comparison points on the diagram. If you cannot find 16, choose different settings with more events to discuss.</p>	<p style="text-align: center;"><u>Create a Graphic Novel</u></p> <p>Tell the story in a visual way. Use a minimum of 12 frames to summarize the plot of the novel. Draw the miniature scenes that best visually represent the action. This should be colorful and creative. This may be digital or hand-drawn but should showcase your best work.</p>	<p style="text-align: center;"><u>Character Silhouette</u></p> <p>Create your own character silhouette drawing of Paul – use the attached sheet as a guide. Write your selected quotes in the appropriate areas on your silhouette. Make sure to include the page numbers of the quotes. Both the drawing and the quotes must be included for full credit. You should be super creative with this and make your Paul drawing look like how he was described, etc.</p>

Plot Diagram for _____



Name _____

Student Name _____



Name _____

Student Name _____

Comic Story Board

The comic story board consists of six empty rectangular panels arranged in three rows. The top row contains two panels of equal width. The middle row contains two panels; the left panel is narrower than the right panel. The bottom row contains two panels of equal width, matching the top row. All panels are currently blank.


Student Name _____

Character Silhouette

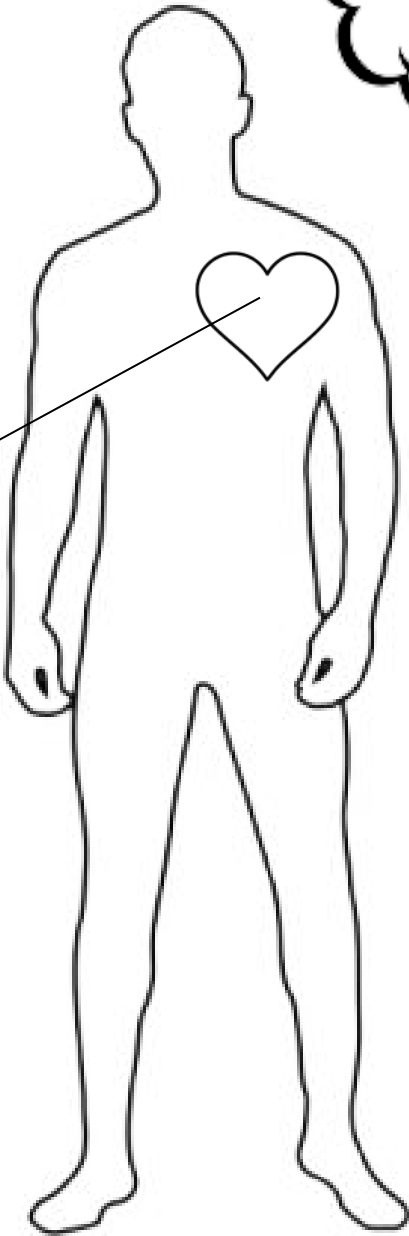
1. Fill Paul's speech bubble with two quotes that best represents his speech patterns or something important that he says.

2. Fill Paul's thought bubble with two quotes that best represent his thoughts.

3. Fill Paul's heart with two quotes that best represent what he loves.



4. What factors have influenced Paul? What characters have influenced him? Fill the arrow with at least two quotes to best represent the things or people that have influenced him on his journey.



5. Throughout the novel, Paul also takes an emotional journey. Create a symbol to represent Paul's journey throughout the novel and label it with at least three quotes that show his emotional journey. Consider carefully where Paul goes, who he encounters, and the places/ events that help shape his journey of awareness. What would best represent those things?

NOTE: This is a bare black and white sketch for explanation purposes. Your character silhouette should be completed on your paper, colorfully and clearly labeled, and drawn with Paul's experiences and wardrobe in mind.

NOTE 2: This assignment will be graded for the strength of the quotes used, the quality of the symbols included, the accuracy of the character sketch to the novel, and the neatness and attention of the drawing.